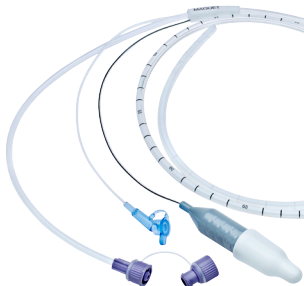


Edi catheter

- with ENFit connector




The new global standard to reduce the risk of tubing misconnections*

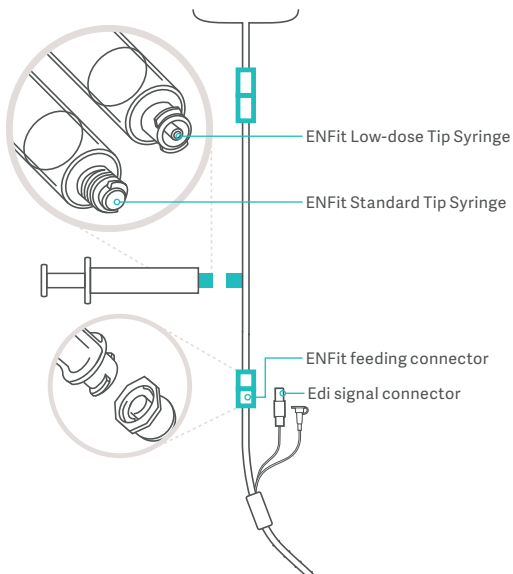
- The main purpose with the ENFit feeding connector standard is to reduce the risk for tubing misconnections.
- Additional feeding holes have been added.
- Adult and pediatric catheters have been made with a 5 cm longer tip to further improve placement and overall use.
- Introduction of new neonatal size 8 Fr 50cm.
- New tape measure with NEX to insertion distance converter.



ISO 80369-3 – For further detailed information on the new enteral feeding system standard, visit www.stayconnected.org/

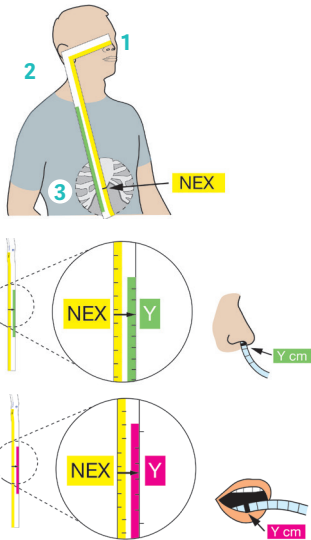
Edi catheter ENFit

	Height (cm)	Bodyweight (kg)	Fr/cm	Material number (5pcs/pkg)
	<55	0.5–1.5	6/49	68 83 898
	<55	1.0–2.0	6/50	68 83 899
	<55	1.0–2.0	8/50	68 83 900
	45–85		8/100	68 83 901
	75–160		12/125	68 83 903
	>140		8/125	68 83 902
	>140		16/125	68 83 904



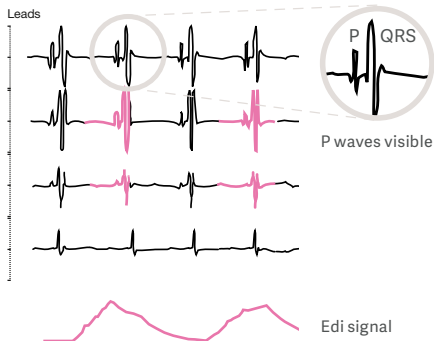
Edi catheter positioning

1. Connect the Edi module and cable
2. Perform the Edi module function check
3. Measure the NEX the distance (1, 2, 3) in cm
4. Determine the insertion distance
5. Dip the Edi catheter briefly in water and insert
6. Connect the Edi cable to catheter
7. Verify the position
8. Attach the Edi catheter securely to the patient
9. Make a note of the insertion distance
10. Verify the position regularly



Positioning window

The Edi catheter is correct positioned if the second and third leads are highlighted in pink/blue and the Edi signal is present.



Personalized ventilation with Edi & NAVA



See the diaphragm activity (Edi), reduce sedation and deliver breaths synchronized in time and assist (NAVA®).



Keep the diaphragm active and exercise it at a personalized level.



Protect the lungs from asynchrony and over-assist to simplify weaning.



Discover how personalized ventilation changes ventilation treatment at bedside www.criticalcarenews.com/Edi

The Edi ENFit may be pending regulatory approvals to be marketed in your country. Contact your Getinge representative for more information.

www.getinge.com

GETINGE 